

Shock-Safe Fuseholder, 3 x 10 mm, Fingergrip, Screw

new



1.6W/6.3A · 250VAC/VDC · 8A (UL/CSA)

See below:

[Approvals and Compliances](#)

Description

- Screw type fuse carrier

Unique Selling Proposition

- Very compact size
- Robust construction for harsh environment
- High ingress protection rating
- Qualified for high altitude operation

Applications

- Applications where high reliability and availability is required
- Avionics
- Offshore
- Ground Equipment
- Industrial appliances


References

Fuseholder to [DRM-A](#)

Weblinks

[pdf data sheet](#), [html datasheet](#), [General Product Information](#), [Distributor-Stock-Check](#), [Detailed request for product](#), [Microsite](#)

Technical Data

Shock-Safe Category	PC1
Fuse-Link	3 x 10 mm (DRM-A)
Mounting	Panel mount, Rear Side
Attachment	Fixing Nut
Terminal	Solder
Rated Voltage	250VAC/VDC (up to 2'000m a.s.l.), 125VAC/VDC (up to 15'240m a.s.l.)
Rated current	8A (UL/CSA)
Rated Power Acceptance IEC	1.6W / 6.3A @ Ta 23°C Admissible current consumption at higher ambient temperature see dera- ting curve
Degree of Protection	IP67
Protection Class	Suitable for appliances with protection class I acc. to IEC 61140
Admissible Ambient Air Temp.	-55°C to 85°C
Climatic Category	55/085/21 acc. to IEC 60068-1
Material: Socket	Thermoplastic, black, UL 94V-0
Material: Terminals	Tin-Plated Copper
Unit Weight	6.5 g
Storage Conditions	0°C to 60°C, max. 70% r.h.
Product Marking	 , Type, Certification marks

Soldering Methods	Iron Soldering Profile
Solderability	350°C / 3 sec acc. to IEC 60068-2-20
Resistance to Soldering Heat	350°C / 5 sec based on IEC 60068-2-20
Contact Resistance	≤ 10 mΩ at 100 mA acc. to IEC 60127-6
Dielectric Strength	> 1.5 kV between live parts (50Hz: 1 min)
Impulse Withstand Voltage	> 2.5 kV between live parts
Insulation Resistance	≥ 20 MΩ between live parts (500VDC: 1 min)
Overvoltage Category	II acc. to IEC 60664-1
Pollution Degree	2 acc. to IEC 60664-1
Resistance to Vibration	acc. to NF C 20-706 / IEC 60068-2-6, test Fc (Shock 10 g, 1.5 mm, 10-2000 Hz, 10 cyc.)
Mechanical Shock	acc. to NF C 20-727 / IEC 60068-2-27 (Shock 100 g, half-sine, 2 ms, each di- rection 3 times)
Mechanical Shock (Bump)	acc. to NF C 20-729 / IEC 60068-2-29 (Shock 40 g, half-sine, 2 ms, 1000 re- petition)
Salt Mist	acc. to NF C 20-711 / IEC 60068-2-11 (96 h)
Damp Heat	acc. to NF C 20-604 / IEC 60068-2-78 (40°C, 93% r.h., 21 days)
Panel Thickness	1.0 - 2.0 mm

Approvals and Compliances


Detailed information on product approvals, code requirements, usage instructions and detailed test conditions can be looked up in [Details about Approvals](#)

SCHURTER products are designed for use in industrial environments. They have approvals from independent testing bodies according to national and international standards. Products with specific characteristics and requirements such as required in the automotive sector according to IATF 16949, medical technology according to ISO 13485 or in the aerospace industry can be offered exclusively with customer-specific, individual agreements by SCHURTER.

Approvals



The approval mark is used by the testing authorities to certify compliance with the safety requirements placed on electronic products.

Approval Reference Type: FRM-A

Approval Logo	Certificates	Certification Body	Description
	UL Approvals	UL	UR File Number: E39328



Product standards

Product standards that are referenced

Organization	Design	Standard	Description
	Designed according to	UL 4248-1	Industrial Control Equipment
	Designed according to	CSA C22.2 no. 4248.1	Industrial Control Equipment







Application standards

Application standards where the product can be used

Organization	Design	Standard	Description
	Suitable for applications acc.	IEC/UL 62368-1	Audio/video, information and communication technology equipment - Part 1: Safety requirements
	Suitable for applications acc.	IEC 60335-1	Safety of electrical appliances for household and similar purposes. Meets the requirements for appliances in unattended use. This includes the enhanced requirements of glow wire tests acc. to IEC 60695-2-11 or -12 & -13.

Compliances

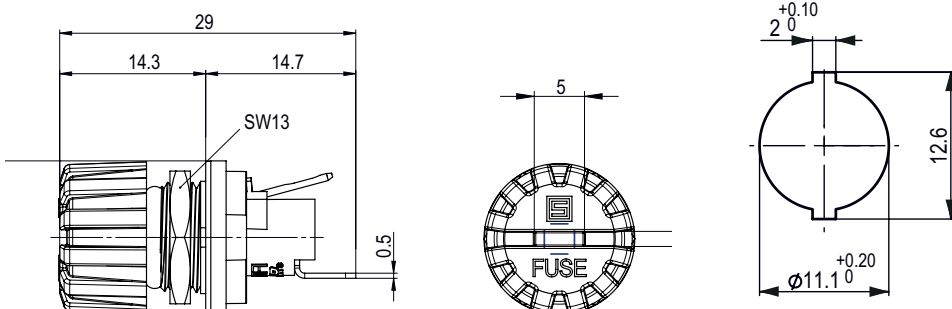
The product complies with following Guide Lines

Identification	Details	Initiator	Description
	CE declaration of conformity	SCHURTER AG	The CE marking declares that the product complies with the applicable requirements laid down in the harmonisation of Community legislation on its affixing in accordance with EU Regulation 765/2008.
	UKCA declaration of conformity	SCHURTER AG	The UKCA marking declares that the product complies with the applicable requirements laid down in the British Amendment of Regulation (EC) 765/2008.
	RoHS	SCHURTER AG	Directive RoHS 2011/65/EU, Amendment (EU) 2015/863
	China RoHS	SCHURTER AG	The law SJ / T 11363-2006 (China RoHS) has been in force since 1 March 2007. It is similar to the EU directive RoHS.
	Halogen Free	SCHURTER AG	SCHURTER strives to offer our customers halogen free products.
	REACH	SCHURTER AG	On 1 June 2007, Regulation (EC) No 1907/2006 on the Registration, Evaluation, Authorization and Restriction of Chemicals 1 (abbreviated as "REACH") entered into force.
	White Paper Glow wire test	SCHURTER AG	Meets the requirements of IEC 60335-1 for appliances in unattended use. This includes the enhanced requirements of glow wire tests acc. to IEC 60695-2-11 or -12 & -13.

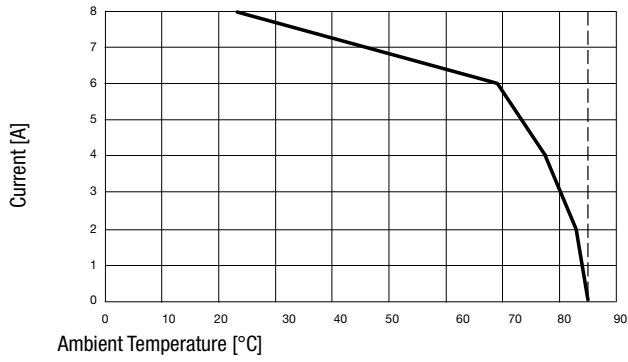
Dimension [mm]



Mounting holes



Derating Curves



All Variants

Holder	Cap	Fuse-Link	Terminal	Degree of Protection	Order Number
●	Fingergrip	3 x 10mm	Solder	IP67	3-133-483

Availability for all products can be searched real-time: <https://www.schurter.com/en/Stock-Check/Stock-Check-SCHURTER>

Packaging Unit

Bulk 140 x 91 x 71 mm (50 pcs.)